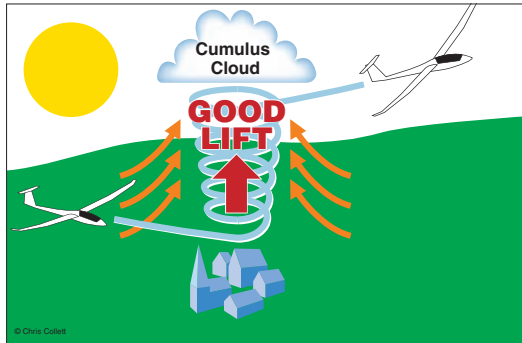


# How gliders stay up

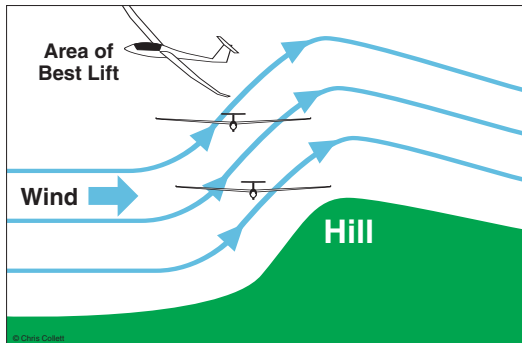
## Thermal Soaring - cross-country

The pilot can fly long distances by climbing in rising air and gliding to the next source of lift.



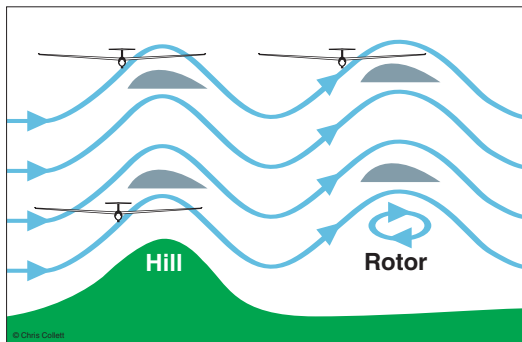
## Hill Soaring

Wind against a hill or ridge will produce consistent lift.



## Wave Soaring

Wind deflected by a hill forms a wave pattern in which the pilot can climb to great heights.



# FAQs

- Q How do I book ?**  
**A** Contact our office team to arrange the best date and time for you to come and fly with us. You can fly all of your course on the same day, or fly a couple of flights and come back at a later date to complete the course, whatever suits you.
- Q What do I wear ?**  
**A** Casual outdoor clothes – trousers with flat shoes or walking boots, and a jacket for breezy days. Temperatures in the air are usually similar to those on the ground. Sunglasses are advisable and in the summer you will need a sun hat.
- Q What kind of weather is good for gliding ?**  
**A** The ideal day is a clear blue summer sky filled with white fluffy clouds. But we can fly in most conditions except strong wind (the kind you have to lean into), rain or snow, low cloud or fog. And we do not fly at night.
- Q Can anyone do it ?**  
**A** The lower age limit is 14 and there is no upper limit, as long as you can get in and out of the glider. Young people under 16 must be accompanied by a parent or guardian. The size of a glider cockpit limits pilots to a max height of 6ft 3in (1.9m) and a weight of 16 stone (224lb) - (102kg).
- Q How safe is it ?**  
**A** Gliding, like other adventure sports, involves an element of risk. At Booker we place the very highest priority on safety and we work hard to minimise the risks. All our instructors are qualified by the British Gliding Association. You will be given a full safety briefing.



Booker Gliding Club  
Wycombe Air Park Marlow  
Buckinghamshire SL7 3DP

**t** 01494 442501  
**e** info@bookergliding.co.uk  
**w** www.bookergliding.co.uk

01.2012

Designed and produced by: [www.penink.co.uk](http://www.penink.co.uk)

Discover Gliding  
Experience the purest most natural way to fly

# Intro Courses

More than just a trial lesson



[www.bookergliding.co.uk](http://www.bookergliding.co.uk)

# Intro Courses

## More than just a trial lesson

For those who would like a more in-depth experience of soaring flight, Intro Courses will give you the opportunity for more hands-on experience at the controls.

### Intro Course

An introduction to gliding with 2 - 3 lessons with a total aerotow height of 6000ft. Includes 3 months trial membership, additional flights at £58 within your trial membership.

All this at an inclusive price of £245

### IntroPlus Course

3 - 4 lessons with a total aero-tow height of 8000ft. Also included in the price is your first three months' membership of the club, so that you can continue flying at club member's rates after your course.

All this at an inclusive price of £299

Courses at Booker are all by aerotow, giving you more time in the air to learn the art of gliding.

If you decide that gliding is for you, there is the option of upgrading to another course.

Aerotow flights are normally 2,000ft subject to weather conditions and exercise being flown.

**Please Note:** The club will only offer refunds within 7 days of purchase.

## What to expect

Your course will include a mix of practical hands-on flying and ground briefings. You will be given a gliding text book to help you understand the theory, and your personal gliding log book and record card to log your progress.

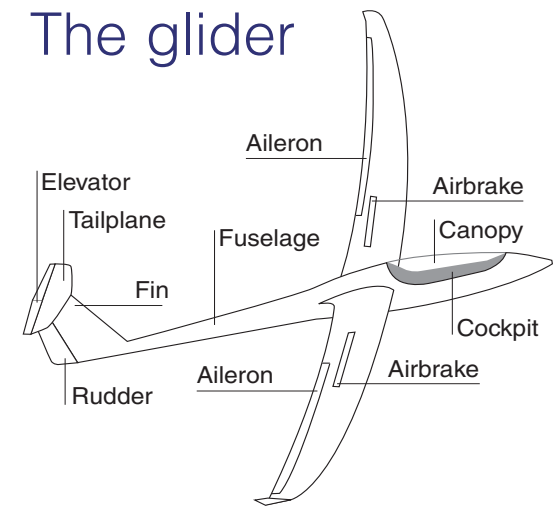
At Booker we launch gliders by aerotow, that is, towing them into the air behind a power plane. You and your instructor will agree on the best use of the tow height included in your course, depending on the weather and the exercises to be flown. At the agreed height the instructor will release the tow rope from the glider.

The length of your flights will depend on the weather, your instructor will ensure that you get best value out of your time in the air. Our training gliders have dual controls, your instructor will demonstrate an exercise after which you will take control and fly the same exercise yourself.

Most of our instructors are club members who instruct for pleasure, and all are fully qualified to British Gliding Association standards.



## The glider



The glider is an aircraft like any other, but without an engine.

All the component parts and control surfaces are the same, as shown above.

## The instruments



The instrument panel of a typical training glider in this case a K21, (clockwise from top left).

Air speed indicator (ASI) - Compass - Vario (mechanical) - Altimeter - Turn and Slip indicator - Vario (electric) - G-meter.