


How gliders stay up

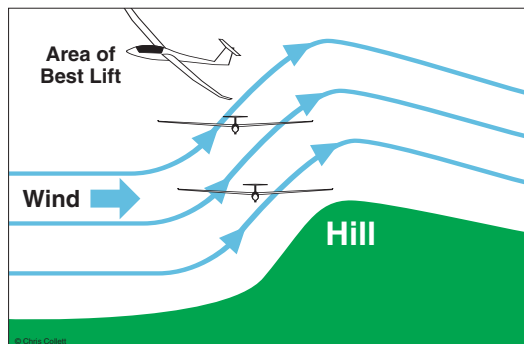
Thermal Soaring - cross-country

The pilot can fly long distances by climbing in rising air and gliding to the next source of lift.



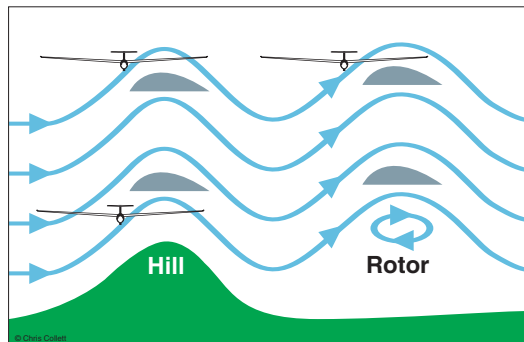
Hill Soaring

Wind against a hill or ridge will produce consistent lift.



Wave Soaring

Wind deflected by a hill forms a wave pattern in which the pilot can climb to great heights.



FAQs

- Q** What is the average number of flights to go solo ?
- A** The usual rule is around 40 or as many flights as your age, but this is only a very rough estimate. Like any learning, progress depends on regular practice, ideally a minimum of two flights a week.
- Q** Will I have to pay any extra ?
- A** Your course includes 12 months membership and should include enough flights to solo. Fair use policy means once you reach 56 flights you will be charged at club member's rates. All we ask is you keep your account in credit, or pay as you go.
- Q** Will I fly with the same instructor ?
- A** Different instructors are on duty every day, so you will fly with a number of instructors. It is best to get to know a couple of instructors so that they are familiar with your progress.
- Q** How long is the average flight ?
- A** The length of the flight depends on what you are practising. Your instructor will try to ensure that you get the best value out of every flight.
- Q** Does this course include soaring flights ?
- A** Yes, definitely, as you need to learn how to find and climb in thermals. Soaring is an essential skill in the sport of gliding.
- Q** Will I fly cross country ?
- A** If the weather is suitable then a cross country flight will give you an opportunity to understand how pilots find a 'path through the sky' from thermal to thermal.



Booker Gliding Club
Wycombe Air Park Marlow
Buckinghamshire SL7 3DP

t 01494 442501
e info@bookergliding.co.uk
w www.bookergliding.co.uk

01.2012

Designed and produced by: www.penink.co.uk

Discover Gliding
Experience the purest most natural way to fly

Get your
Solo
Course



www.bookergliding.co.uk

Get your Solo Course

Designed to get you to a high enough standard for you to make your first solo flight*.

The Get your Solo Course includes a 5 Day Course, ideally taken at the start of your flying. This is designed to accelerate your progress towards solo. Outside the five day course you will gain access to Booker Gliding Club's reservation system where you can book to fly either a morning, afternoon or an entire day with instruction.

You won't just fly circuits at Booker. As a cross country club, we will take every opportunity to teach you to soar. The course includes all the flying and instruction required, in both a glider and motorglider, to get you to solo standard. The fee also includes 12 months' club membership (worth £645).

Launches at Booker are all by aerotow that is, you are towed behind a powered plane giving you more time in the air to learn the art of gliding.

All this at an inclusive price of £1,995

*A 5 Day Course must be taken, included in the price. All flying to be completed within 12 months, and assumes regular flying to stay current.

The course assumes 56 flights to solo. Any balance left after the first solo flight will be credited to the course member's account. Further flights will be charged at club member's rates.

Please Note: The club will only offer refunds within 7 days of purchase.

What to expect

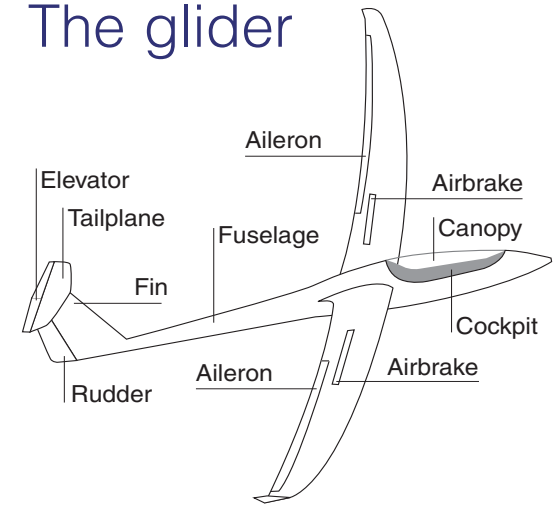
Your course is structured to include a mix of practical hands-on flying and ground school. You will cover topics such as the theory of flight, meteorology, airspace, launch procedures and ground handling, plus a full safety briefing.

The course includes a gliding text book to help you understand the theory, and your personal gliding logbook and record card to log your progress.

Most of our instructors are club members who instruct for pleasure, and all are fully qualified to British Gliding Association standards.



The glider



The glider is an aircraft like any other, but without an engine. All the component parts and control surfaces are the same, as shown above.

The instruments



The instrument panel of a typical training glider in this case a K21, (clockwise from top left). Air speed indicator (ASI) - Compass - Vario (mechanical) - Altimeter - Turn and Slip indicator - Vario (electric) - G-meter.